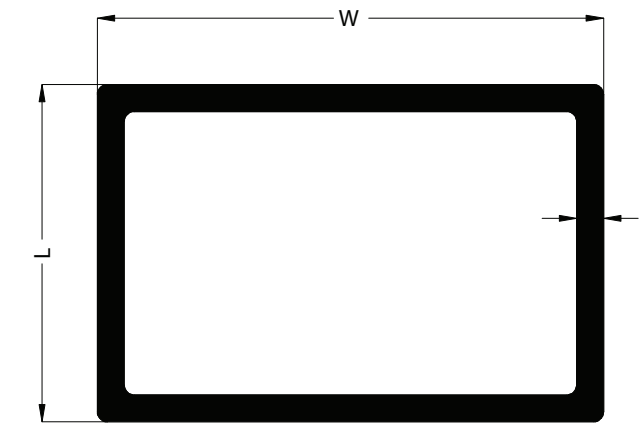
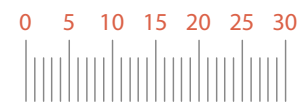


## BORU PROFİLLERİ

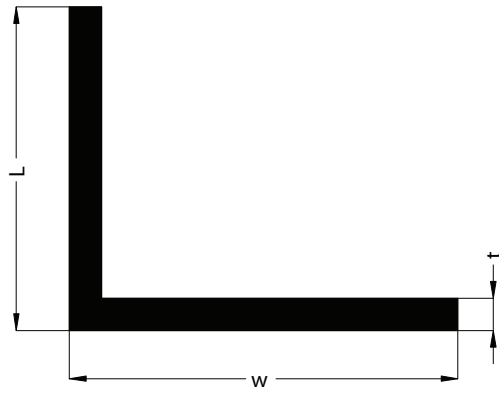
Ø D (mm)	t (mm)	Profil Kod	Ağırlık (kg/m)	Ø D (mm)	t (mm)	Profil Kod	Ağırlık (kg/m)
Ø 12	1	01-000120-10	0.093	Ø 50	2.5	01-000500-25	1.010
Ø 16	1.3	01-000160-13	0.162	Ø 60	3	01-000600-30	1.455
Ø 16	1.5	01-000160-15	0.185	Ø 66	3	01-100660-30	1.379
Ø 16	2	01-000160-20	0.238	Ø 82	4	01-000820-40	2.655
Ø 16	4	01-000160-40	0.408				
Ø 16	5	01-000160-50	0.468				
Ø 16.5	0.95	99-010015-09	0.125				
Ø 19	1	01-000190-10	0.153				
Ø 19	1.2	01-000190-12	0.181				
Ø 20	3	01-000200-30	0.434				
Ø 20	4	01-000200-40	0.545				
Ø 24	3	01-000240-30	0.536				
Ø 24	5	01-000240-50	0.808				
Ø 25	1.5	01-000250-15	0.300				
Ø 29.8	9.9	01-000298-99	1.677				
Ø 30	2.2	01-000300-22	0.520				
Ø 30	2.5	01-000300-25	0.585				
Ø 35	2	01-000350-20	0.560				
Ø 35	2.5	01-000350-25	0.691				
Ø 35,5	14,5	01-000355-145	2.592				
Ø 40	1	01-000400-10	0.332				
Ø 40	2.5	01-000400-25	0.798				
Ø 40.2	15.1	01-402010-00	3.224				
Ø 45	1.5	01-000450-15	0.555				
Ø 49.6	20.1	01-496094-00	5.048				
Ø 50	1.2	01-000500-12	0.498				
Ø 50	1.5	01-000500-15	0.619				
Ø 50	2	01-000500-20	0.817				



## KUTU PROFİLLERİ

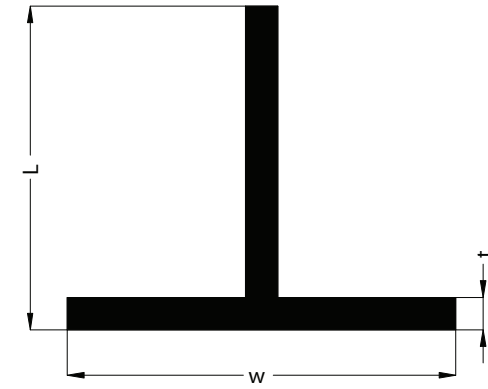
W (mm)	L (mm)	t (mm)	Profil Kod	Ağırlık (kg/m)
12	12	2	02-012012-20R	0.211
14	14	1.9	02-014014-20	0.243
25	17	1	02-025017-10	0.216
25	17	1.2	02-025017-12	0.257
26	16	1.5	02-026016-15	0.315
29	19	1.1	02-029019-11	0.255
30	20	1.5	02-030020-15	0.382
35	20	1.2	02-035020-12R	0.323
35	20	2.2	02-035020-22R	0.573
40	20	1	02-040020-10	0.314
40	30	1.2	02-040030-12	0.439
40	32	1.3	02-040032-13	0.489
40	40	1	02-040040-10	0.423
50	12	1.3	02-050012-13	0.418
50	40	1	02-050040-10	0.477
60	20	1.4	02-060020-14	0.586
60	40	1.3	02-060040-13	0.686
60	60	1.3	02-060060-13	0.827
70	32	1.3	02-070032-13	0.700
80	10	1.1	02-080010-11	0.523
80	20	1.2	02-080020-12	0.634
80	40	1.5	02-080040-15	0.951
80	80	2.5	13-080080-25	2.044
95	50	1.6	02-095050-16	1.229
100	100	2.5	13-100100-25	2.585





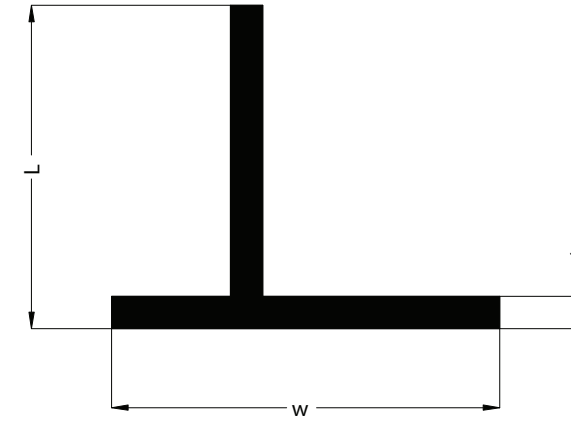
**L PROFİLLERİ**

W (mm)	L (mm)	t (mm)	Profil Kod	Agirlik (kg/m)
10	10	1.2	03-010010-12	0.61
15	15	1	03-015015-10	0.78
20	20	1.2	03-020020-12	0.126
22	14	1.3	03-022014-13	0.122
22	14	2.3	03-022014-23	0.210
25	25	1.2	03-025025-12	0.158
25	25	1.3	03-025025-13	0.171
25	25	2.3	03-025025-23	0.297
30	30	1.2	03-030030-12	0.191
40	20	1.2	03-040020-12	0.191
40	40	1.2	03-040040-12	0.256
40	40	4	03-040040-40	0.823
50	50	1.5	03-050050-15	0.400
60	20	1.3	03-060020-13	0.277
60	40	1.3	03-060040-13	0.347
80	20	1.3	03-080020-13	0.347
80	40	1.5	03-080040-15	0.481
100	20	1.3	03-100020-13	0.418
120	20	1.2	03-120020-12	0.451
150	20	1.4	03-150020-14	0.639
150	50	1.4	03-150050-14	0.753



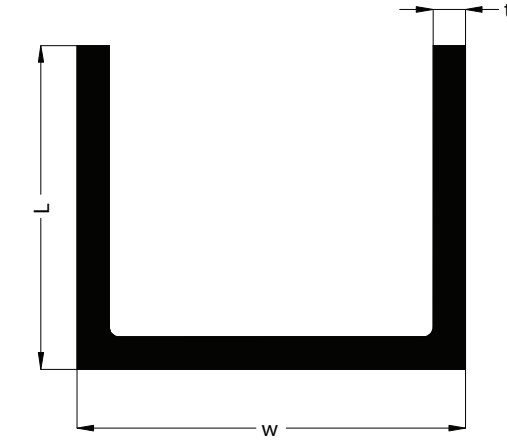
**T PROFİLLERİ**

W (mm)	L (mm)	t (mm)	Profil Kod	Agirlik (kg/m)
10	8	1.2	04-018080-12	0.55
25	25	1.2	04-025025-12	0.158
30	30	1.2	04-030030-12	0.191



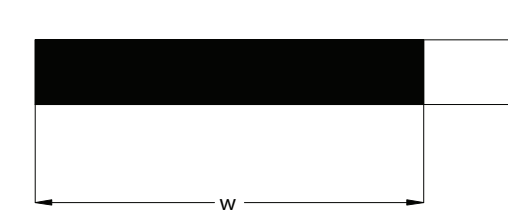
**ASİMETRİK T PROFİLLERİ**

W (mm)	L (mm)	t (mm)	Profil Kod	Agirlik (kg/m)
40	20	1.1	05-040020-11	0.175



**U PROFİLLERİ**

W (mm)	L (mm)	t (mm)	Profil Kod	Agirlik (kg/m)
9	12	1.4	06-012009-14	0.114
12.5	16.2	1.3	06-016012-13	0.146
17	17	1	06-017017-10	0.132
18	20	1.2	06-020018-12	0.181



**LAMA PROFİLLERİ**

W (mm)	t (mm)	Profil Kod	Agirlik (kg/m)
19.5	4.4	09-195044-00	0.232
20	1.5	09-020015-00	0.83
40	1.5	09-040015-00	0.164
60	1.5	09-060015-00	0.243
80	1.5	09-080015-00	0.328
100	1	09-100010-00	0.271
100	1.5	09-100015-00	0.408
120	1.5	09-120015-00	0.489

